

Scaled data based on original data using
LM-79-08 Approved Method: Electrical and Photometric Measurements of Solid-
State Lighting Products

Test Report Prepared for
Cooper Lighting Solutions
(formerly Eaton)

Brand: STREETWORKS

Report Number: P190910

Luminaire Tested: **GAN-AF-02-LED-U-AFL-600-HSS**

Issue Date: 3/3/2020

Test Information

Test Method: LM-79-08
Report Number: P190910
TEST IS SCALED FROM IESNA LM-79-08 TEST DATA (P24297)
Test Lab: INNOVATION CENTER P2
Issue Date: 3/3/2020
Manufacturer: COOPER LIGHTING SOLUTIONS (FORMERLY EATON)
Product Line: STREETWORKS
Catalog Number: GAN-AF-02-LED-U-AFL-600-HSS
Description: GALLEON AREA AND ROADWAY LUMINAIRE
(2) 70 CRI, 4000K, 615mA LIGHTSQUARES WITH 16 LEDS EACH AND AUTOMOTIVE FRONTLINE OPTICS WITH HOUSE SIDE SHIELD
Light Source: -
Ballast/Driver: ELECTRONIC DRIVER

Summary

Lumens per Lamp: N/A
Luminaire Lumens: 6719.8 lumens
Efficiency: N/A
Efficacy: 101.8 lumens/watt
Luminous Opening: Rectangular (W 0.5' x L: 1' x H: 0')
IES Classification: Type II - Short - Full Cutoff
BUG Rating: B1 - U0 - G1

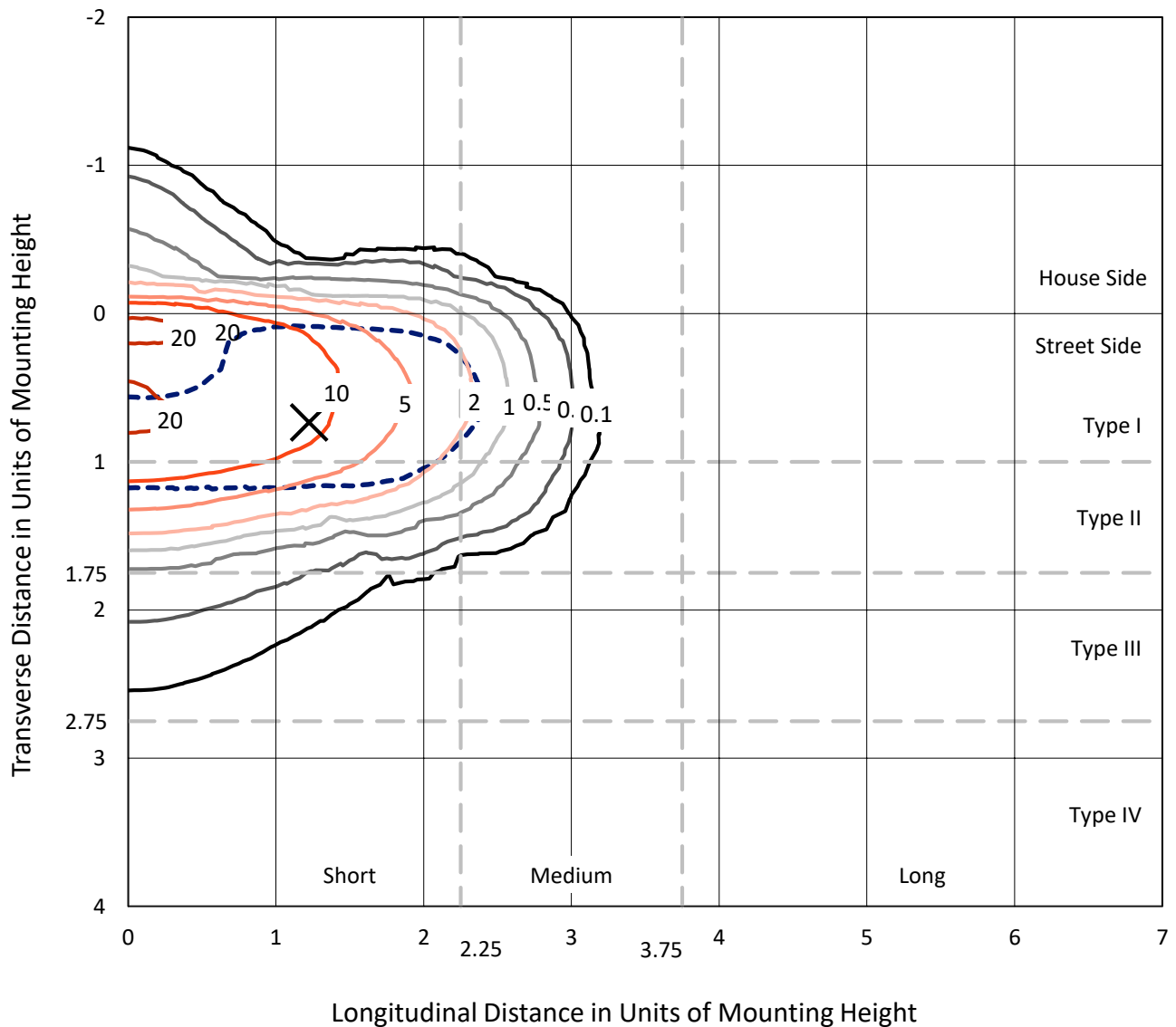
Input Watts (W): 66
Input Voltage (V): NR
Input Current (Ain): NR
Voltage Rise (V): NR
Power Factor: NR
Total Harmonic Distortion (THDi): NR
Frequency (hertz): 60
Stabilization Time: NR
Operation Time: NR
Ambient Temperature (°C): NR
Test Distance: 28.75 FT



REPORT NUMBER: P190910
 CATALOG NUMBER: GAN-AF-02-LED-U-AFL-600-HSS

Iso-Footcandle Lines of Horizontal Illumination

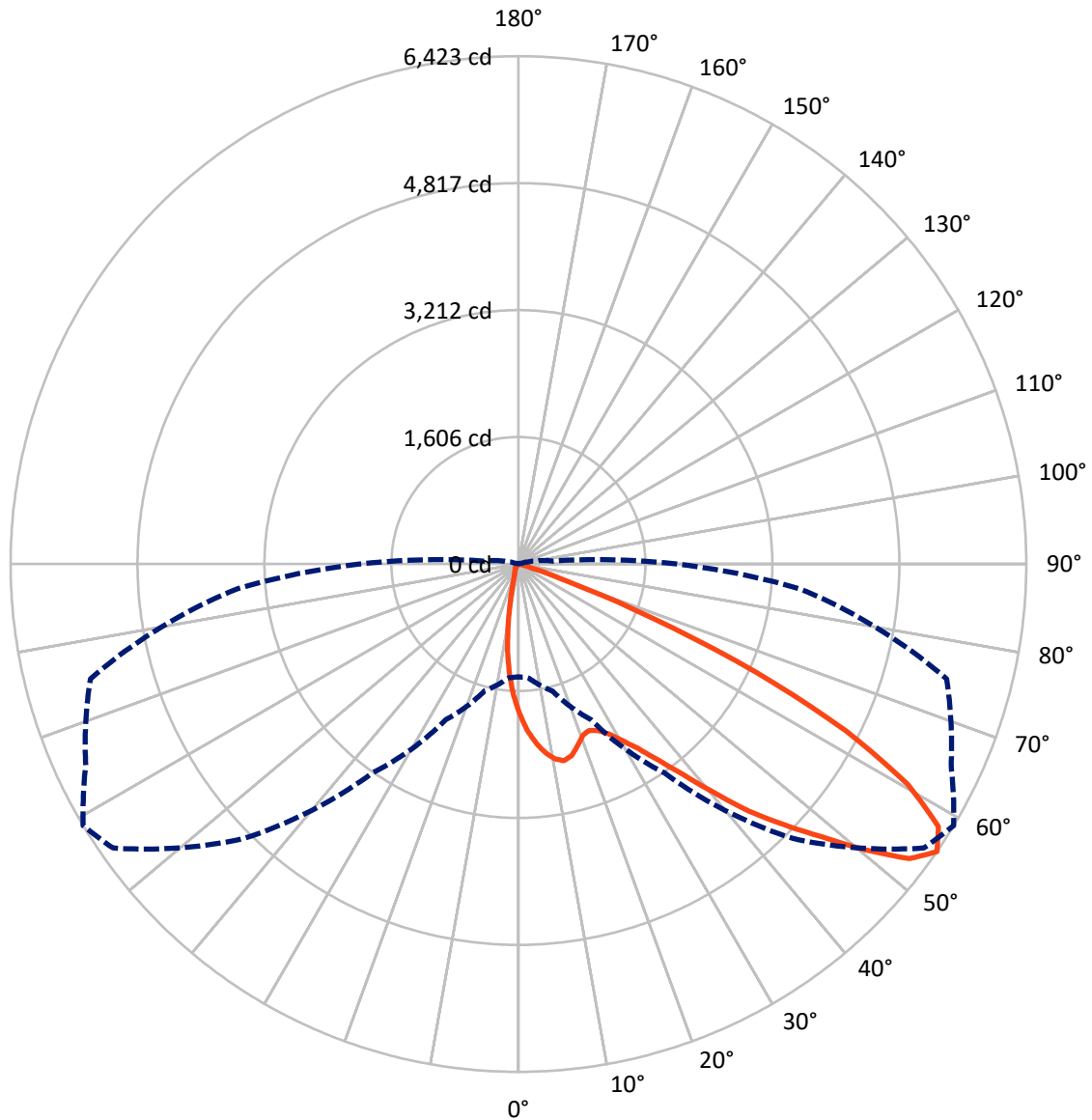
✕ Max cd
 - - - 1/2 Max cd



Based on 10 foot mounting height. Maximum calculated value = 23.5 fc
 Type II - Short - Full Cutoff

REPORT NUMBER: P190910
CATALOG NUMBER: GAN-AF-02-LED-U-AFL-600-HSS

Luminous Intensity Polar Plot



— Vertical Plane Through 59-Deg Lateral - - - Horizontal Cone Through 55-Deg Vertical

REPORT NUMBER: P190910

CATALOG NUMBER: GAN-AF-02-LED-U-AFL-600-HSS

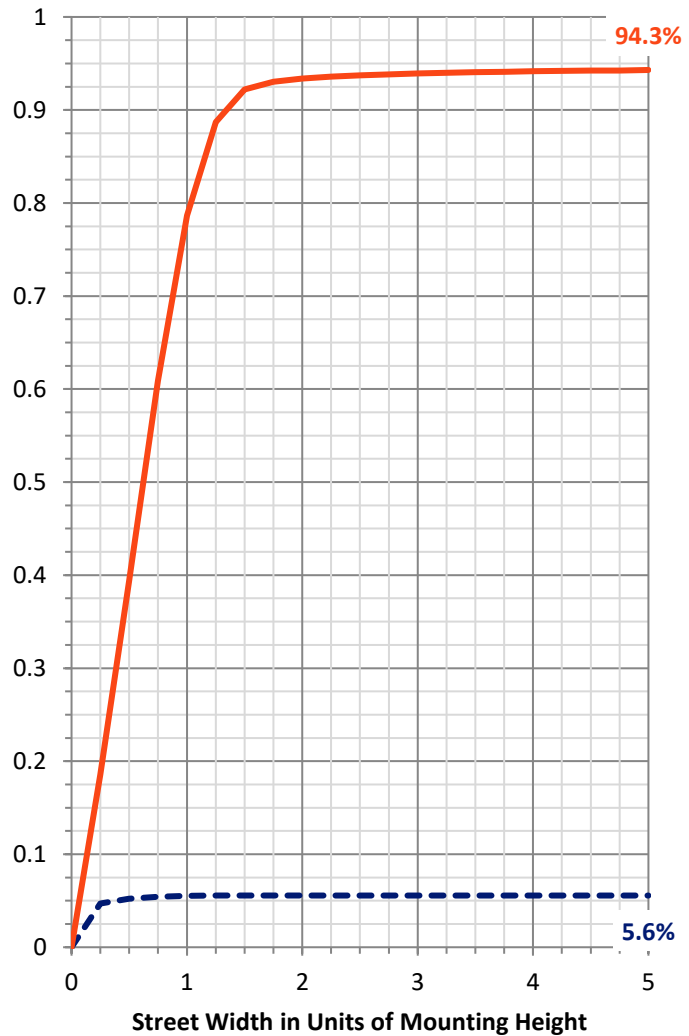
FLUX DISTRIBUTION:

		Downward	Upward	Total
House Side	Lumens	375.3	0.0	375.3
	% Fixture	5.6	0.0	5.6
Street Side	Lumens	6344.4	0.0	6344.4
	% Fixture	94.4	0.0	94.4
Total	Lumens	6719.8	0.0	6719.8
	% Fixture	100.0	0.0	100.0

Coefficient of Utilization

ZONAL LUMENS:

Zone	Lumens	% Fixture
0°-10°	158.4	2.4
10°-20°	379.4	5.6
20°-30°	645.5	9.6
30°-40°	1110.1	16.5
40°-50°	1713.9	25.5
50°-60°	1723.0	25.6
60°-70°	883.6	13.1
70°-80°	95.8	1.4
80°-90°	10.0	0.1
90°-100°	0.0	0.0
100°-110°	0.0	0.0
110°-120°	0.0	0.0
120°-130°	0.0	0.0
130°-140°	0.0	0.0
140°-150°	0.0	0.0
150°-160°	0.0	0.0
160°-170°	0.0	0.0
170°-180°	0.0	0.0
0°-90°	6719.8	100.0
0°-180°	6719.8	100.0



--- HS — SS

REPORT NUMBER: P190910

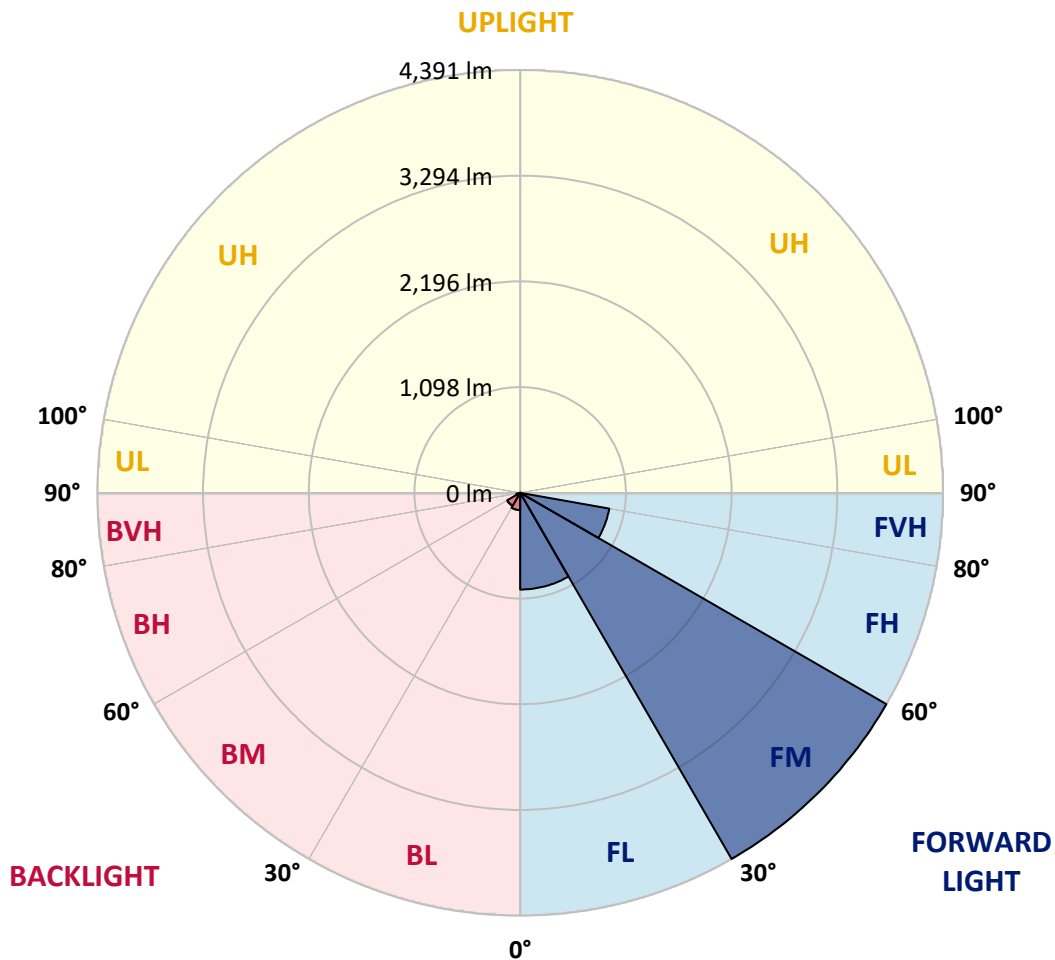
CATALOG NUMBER: GAN-AF-02-LED-U-AFL-600-HSS

LUMINAIRE CLASSIFICATION SYSTEM LUMEN TABLE AND BUG RATING:

Zone		Lumens	% Fixture	Zone Rating/Lumen Limit		
				B	U	G
FL	(0°-30°)	1004.2	14.9			
FM	(30°-60°)	4391.3	65.3			
FH	(60°-80°)	939.1	14.0			G1/1800
FVH	(80°-90°)	9.8	0.1			G0/10
BL	(0°-30°)	179.1	2.7	B1/500		
BM	(30°-60°)	155.8	2.3	B0/220		
BH	(60°-80°)	40.2	0.6	B0/110		G0/110
BVH	(80°-90°)	0.2	0.0			G0/10
UL	(90°-100°)	0.0	0.0		U0/0	
UH	(100°-180°)	0.0	0.0		U0/0	

BUG Rating: B1-U0-G1

Type II Short





REPORT NUMBER: P190910
 CATALOG NUMBER: GAN-AF-02-LED-U-AFL-600-HSS

CANDELA DISTRIBUTION (FULL):

	0°	5°	15°	25°	35°	45°	55°	59°	65°	75°	85°
0°	1891.5	1891.5	1891.5	1891.5	1891.5	1891.5	1891.5	1891.5	1891.5	1891.5	1891.5
2.5°	2238.2	2214.4	2207.2	2202.5	2180.7	2153.3	2116.1	2098.6	2062.9	2005.4	1934.8
5°	2443.2	2438.8	2423.0	2414.3	2390.8	2352.0	2292.5	2264.0	2207.2	2110.4	1984.0
7.5°	2353.6	2380.9	2402.7	2439.2	2485.3	2483.6	2433.7	2403.9	2340.5	2212.8	2038.7
10°	2007.3	2029.6	2065.2	2148.2	2317.1	2466.2	2524.8	2503.5	2452.7	2306.8	2091.4
12.5°	1939.6	1937.2	1943.5	1967.7	2056.1	2268.7	2509.4	2552.7	2542.3	2392.9	2141.4
15°	1975.6	1972.9	1972.0	1980.4	2001.8	2091.4	2393.2	2517.4	2597.1	2472.6	2183.9
17.5°	2076.8	2064.9	2058.6	2051.8	2045.5	2067.7	2253.7	2418.7	2605.4	2542.3	2219.2
20°	2250.1	2230.2	2206.8	2168.8	2133.1	2122.0	2194.9	2317.1	2575.7	2595.5	2242.1
22.5°	2467.8	2442.4	2402.0	2332.5	2260.0	2218.0	2223.9	2285.0	2531.2	2653.3	2252.8
25°	2712.5	2679.9	2626.0	2529.7	2423.0	2348.4	2309.5	2331.0	2511.0	2721.2	2265.1
27.5°	2974.6	2938.5	2867.9	2736.7	2615.7	2515.0	2435.6	2432.9	2545.5	2810.0	2285.0
30°	3234.4	3228.7	3136.8	2998.0	2837.8	2715.2	2601.1	2586.3	2641.9	2933.0	2324.2
32.5°	3580.9	3539.3	3426.7	3283.9	3099.1	2952.0	2816.8	2782.6	2789.8	3076.1	2384.9
35°	4017.9	3972.3	3813.7	3616.6	3410.0	3236.3	3086.9	3040.4	3023.0	3310.5	2487.2
37.5°	4300.3	4299.5	4199.9	3999.3	3777.7	3586.1	3423.5	3369.2	3333.9	3593.6	2645.9
40°	4307.9	4326.5	4339.6	4337.6	4179.8	4003.3	3858.9	3791.9	3709.8	3971.9	2850.9
42.5°	4076.7	4124.6	4240.0	4435.9	4529.5	4459.3	4337.6	4271.7	4149.6	4376.8	3100.7
45°	3764.2	3797.5	3999.3	4360.1	4719.1	4911.4	4818.6	4700.9	4539.9	4799.2	3324.8
47.5°	3624.1	3630.1	3760.6	4156.8	4733.3	5281.8	5338.1	5146.6	4894.3	5139.4	3500.0
50°	3205.8	3216.5	3396.5	3804.1	4565.9	5456.6	5860.0	5678.3	5281.0	5401.5	3563.9
52.5°	2416.2	2431.3	2659.8	3224.9	4106.0	5382.2	6233.6	6189.5	5704.5	5529.7	3567.4
55°	1425.6	1445.4	1663.5	2170.8	3229.6	4907.8	6261.3	6423.1	6038.8	5605.4	3561.9
57.5°	665.8	679.8	804.7	1118.3	2008.6	3878.7	5843.3	6262.9	6223.2	5645.5	3601.2
60°	353.7	357.7	387.8	484.2	907.8	2459.5	5027.6	5655.4	6055.1	5700.9	3649.2
62.5°	270.5	271.6	270.1	281.5	381.5	1091.7	3800.3	4649.3	5378.2	5659.3	3596.0
65°	234.4	236.3	225.3	222.5	244.7	389.4	2257.7	3314.1	4226.1	5097.4	3234.0
67.5°	210.2	210.9	197.5	186.0	190.0	210.5	890.7	1814.3	2797.4	3736.4	2344.1
70°	193.5	192.7	178.1	159.8	154.7	143.9	283.2	665.0	1336.8	1894.8	1090.2
72.5°	171.3	171.8	164.6	140.8	128.5	100.8	131.2	194.0	399.0	516.3	255.4
75°	151.9	149.9	141.2	126.1	105.9	66.2	65.1	86.4	123.0	122.1	55.1
77.5°	109.9	107.8	110.7	103.5	81.3	42.9	32.5	41.6	49.9	48.4	15.4
80°	80.5	79.3	71.4	86.0	71.8	29.4	20.3	22.2	25.8	21.8	4.8
82.5°	55.1	54.7	50.3	47.6	40.8	17.8	12.7	13.9	16.7	12.3	2.4
85°	8.7	9.9	36.5	28.9	24.1	8.0	8.7	9.5	11.2	6.8	0.8
87.5°	0.0	0.0	17.1	15.0	4.8	3.2	5.1	5.5	5.5	3.6	0.0
90°	0.0	0.0	0.0	0.0	0.0	0.0	0.0	0.0	0.0	0.0	0.0



REPORT NUMBER: P190910
 CATALOG NUMBER: GAN-AF-02-LED-U-AFL-600-HSS

CANDELA DISTRIBUTION (continued):

	90°	95°	105°	115°	125°	135°	145°	155°	165°	175°	180°
0°	1891.5	1891.5	1891.5	1891.5	1891.5	1891.5	1891.5	1891.5	1891.5	1891.5	1891.5
2.5°	1898.7	1859.1	1785.7	1710.0	1639.8	1556.1	1498.6	1455.4	1405.4	1391.9	1421.3
5°	1911.8	1836.9	1679.1	1507.3	1345.9	1167.1	1030.2	922.0	824.1	790.7	820.9
7.5°	1932.5	1821.0	1563.7	1280.8	1000.1	721.0	529.8	404.1	324.0	300.2	312.9
10°	1953.0	1798.0	1430.0	1012.8	628.9	351.0	228.4	182.4	165.4	161.8	163.8
12.5°	1970.1	1767.0	1267.0	720.2	336.2	188.0	149.5	142.0	139.6	139.6	140.3
15°	1980.4	1720.3	1073.9	458.1	193.5	142.0	130.4	128.1	128.1	128.5	129.3
17.5°	1979.2	1660.8	862.6	277.2	144.7	125.7	119.0	117.0	116.6	117.3	117.7
20°	1964.6	1583.0	650.4	182.8	126.1	114.6	107.8	104.3	103.9	104.6	105.5
22.5°	1936.8	1487.1	465.1	140.8	113.9	103.9	95.5	92.4	92.4	93.2	94.0
25°	1903.1	1369.7	318.0	119.4	102.7	92.4	84.5	81.7	82.4	84.5	84.9
27.5°	1861.1	1237.7	216.1	102.3	89.2	80.9	75.0	72.9	75.0	77.7	78.6
30°	1824.9	1100.1	154.3	88.4	75.7	69.8	66.2	66.2	69.0	74.2	75.4
32.5°	1797.2	966.8	119.0	78.2	65.9	60.7	58.7	60.7	65.1	70.2	71.4
35°	1793.6	856.9	100.8	69.8	58.7	53.5	52.8	56.3	60.7	64.7	65.5
37.5°	1821.0	755.4	90.8	63.0	52.4	47.6	46.7	51.1	55.5	60.3	61.5
40°	1872.9	675.8	83.7	56.7	47.2	42.0	40.4	43.6	49.6	56.0	57.5
42.5°	1940.3	609.9	75.7	50.3	42.0	34.9	32.9	36.5	42.9	49.6	51.6
45°	2004.6	553.2	67.0	43.3	35.3	27.0	26.2	30.9	34.1	40.8	42.5
47.5°	2039.9	503.2	59.4	35.3	27.3	21.8	21.8	23.0	26.2	34.1	35.7
50°	2028.0	463.2	51.6	26.2	19.0	16.7	16.7	16.3	21.0	27.3	28.5
52.5°	2004.2	440.2	44.4	20.3	13.1	11.9	10.7	11.9	14.6	17.5	17.8
55°	2000.7	436.2	37.2	16.3	9.1	8.0	5.9	5.9	5.9	5.5	4.8
57.5°	2028.4	442.5	31.3	13.1	6.8	5.1	3.2	0.0	0.0	0.0	0.0
60°	2056.9	449.3	27.0	9.1	4.8	2.8	0.4	0.0	0.0	0.0	0.0
62.5°	2009.4	434.2	22.6	5.5	3.6	1.2	0.0	0.0	0.0	0.0	0.0
65°	1765.1	369.6	17.8	4.0	2.4	0.0	0.0	0.0	0.0	0.0	0.0
67.5°	1255.5	247.5	11.9	2.4	0.4	0.0	0.0	0.0	0.0	0.0	0.0
70°	573.1	103.5	7.6	0.8	0.0	0.0	0.0	0.0	0.0	0.0	0.0
72.5°	122.5	32.1	5.1	0.0	0.0	0.0	0.0	0.0	0.0	0.0	0.0
75°	25.0	23.4	1.9	0.0	0.0	0.0	0.0	0.0	0.0	0.0	0.0
77.5°	8.0	36.9	0.0	0.0	0.0	0.0	0.0	0.0	0.0	0.0	0.0
80°	4.8	26.6	0.0	0.0	0.0	0.0	0.0	0.0	0.0	0.0	0.0
82.5°	0.8	4.0	0.0	0.0	0.0	0.0	0.0	0.0	0.0	0.0	0.0
85°	0.0	0.0	0.0	0.0	0.0	0.0	0.0	0.0	0.0	0.0	0.0
87.5°	0.0	0.0	0.0	0.0	0.0	0.0	0.0	0.0	0.0	0.0	0.0
90°	0.0	0.0	0.0	0.0	0.0	0.0	0.0	0.0	0.0	0.0	0.0

(END OF REPORT)